


The all-in-one folder

## Jenfold Universal

Multi-purpose folder for top-quality folding  
and for mixed production



## Jenfold Universal family

The Universal folder and the  
Universal-M folder\*

\*) "M" having less lateral folding stations with reversing conveyors

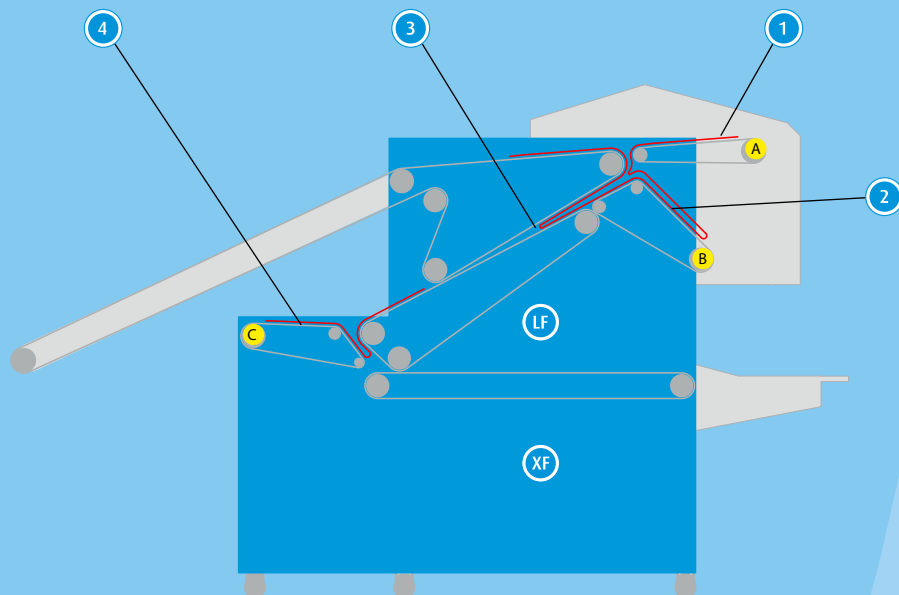
The Jenfold Universal is the **all-in-one** folder that will give all pieces the same precise fold, regardless of linen type, linen size and ironer speed.

You choose the required folding pattern on the category selection on the operating panel, and without adjustment of the folding program, you will get the right fold to your linen.


Depending on model and options you can have 2 or 3 lateral fold stations combined with JENSEN cross folders to suit the type of linen, the product mix and the required folding patterns.

In addition, the Jenfold Universal folder can be combined with JENSEN small-piece combination cross folders and stackers for multi-purpose ironer lines.

## LF Lateral folding



Lateral folds in 1 - 4 lanes depending on model and options



Bypass

1 half-fold  
Edge out

2 half-folds  
Edges in

3 half-folds

French fold  
Edge in

2 half-folds  
Edges out

French fold  
Edge out

1 half-fold  
Edge in

M-fold

Possible lateral fold patterns depending on models and options

### LF - Lateral Fold section

Depending on model and options you can have 2 or 3 lateral fold stations performing half folds with edges in or edges out, as well as the M-fold specially recommended for large table linen and draw sheets, or you can have the French fold with  $\frac{1}{3}$  folds, specially recommended for small table linen.

#### 1 Lateral fold A

Lateral fold A by reversing conveyor is standard on the Universal and optional on the Universal-M folder. The linen is carried on belts by a reversing conveyor at the 1st lateral fold. By supporting the linen during the folding process, the leading edge of the linen remains straight, ensuring a precise fold. Bypass is possible.

#### 2 Lateral fold B

Lateral fold B by reversing conveyor is standard on the Universal as well as on the Universal-M. The linen is carried on belts by reversing conveyor at the 2nd lateral fold. By supporting the linen during the folding process, the leading edge of the linen, which may at this point have received one fold, remains straight, ensuring a precise fold. As an optional feature two air pressures (low/high) for light or heavy linen is available. Bypass is possible.

#### 3 Optimum folding quality

Sandwich belts convey the linen through the machine from lateral fold B to C. This technique prevents the linen from sliding and displacing, and the pressing function ensures optimum folding quality.

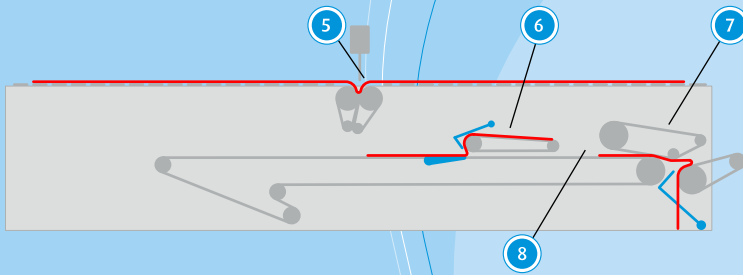
#### 4 Lateral fold C

Lateral fold C by reversing conveyor to support the linen is standard on the Universal. Standardwise on the Universal-M, the lateral fold C is accomplished by air blast between pinch rollers without a reversing conveyor. As an optional feature two air pressures (low/high) for light or heavy linen is available. Bypass is possible.

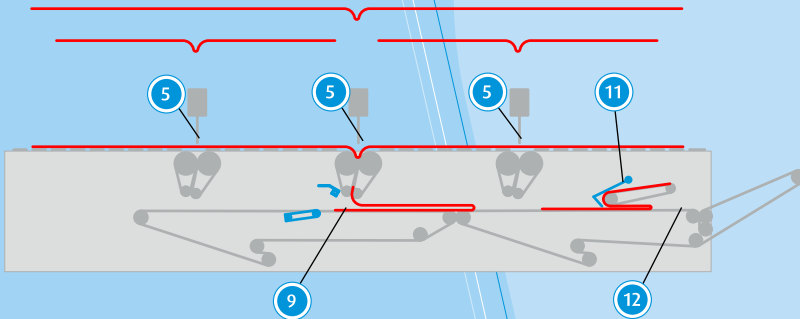
### XF - Cross Fold section

A wide range of JENSEN cross folders is available in the Jenfold Universal concept. You can choose between 1 lane, 2 lanes, combined 1 & 2 lanes or 1 & 3 lanes, giving 1, 2, or 3 cross folds according to model and number of lanes.

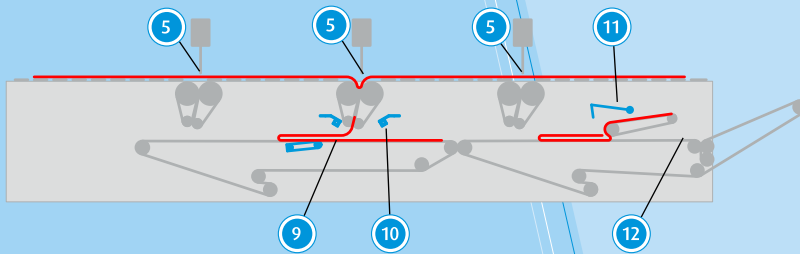
## XF Cross Folding




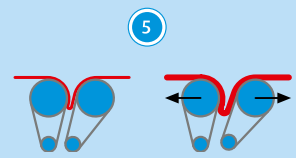
Standard cross folder for half folds in 1 lane operation\*



Universal cross folder for half folds in 1&2 lane operation\*\*



Universal cross folder showing French fold in 1 lane operation\*\*\*



Possible cross fold patterns depending on model and options

**5** The 1st cross fold is performed by knife between pinch rollers. The distance between the rollers, and thus the roller pressure, is automatically adjusted by means of air cylinders, ensuring optimum friction and flexibility disregarding linen types and thicknesses. Belts convey the linen down and press the linen, ensuring exact fold and alignment of the linen. In case of a jam or emergency stop, or when opening the safety guards to the crossfold section, the distance between the rollers at the 1st cross fold automatically increases, allowing the operator to easily remove the linen.

**6** Reversing conveyor and knife at the 2nd cross fold ensure high-quality half folds of heavy linen, e.g. table linen and duvet covers, and after 3 lateral folds.

**7** EN-fold with knife at 3rd cross fold for half folds is the classic solution.

**8** Outlet conveyor.

**9** Reversing conveyor and air blast at 2nd cross fold (under 1st crossfold) ensure top-quality half folds of heavy linen, e.g. table linen and duvet covers, and after 3 lateral folds.

**10** Air blast pipe at 2nd cross fold for French fold. (Option in 1-lane operation).

**11** Reversing conveyor and knife at 3rd cross fold ensure high-quality folds of heavy linen, e.g. table linen and duvet covers, and after 3 lateral folds.

**12** Outlet conveyor. Outlet to both sides is possible (option).

Other cross fold sections are available on request, e.g. the 1, 2, & 3 lane model, allowing bypass of small pieces to rear table in 1 lane, while performing cross folds in 2 lanes.

Modern textiles and washing techniques combined with high speed through the ironer line may cause static electricity, which can disrupt the finishing operation. In order to reduce accumulation of static electricity, the folding speed is synchronized with the ironer speed through the Jentrol HMI PLC control system. In addition all JENSEN folders are equipped with galvanized plates to take up static electricity, and the machine can be supplied with anti-static belts in the lateral fold section as an option. anti-static belts in the lateral fold section as an option.



### Jentrol HMI PLC and control system with touch-screen

Accurate folding requires ultra-fast and accurate control. The Jentrol HMI PLC control system represents the recent and most advanced PLC control system with touch-screen ensuring optimum control of the folding parameters.

On ironer lines for high-quality purposes especially, it is an all-important factor to ensure the accuracy of the folding functions, and the right speed and control through the entire ironer line in general.

The Jentrol HMI control system features a fast and accurate processor, an easy-to-use man-machine interface, multi-language facilities and an option for remote system service.

### Easy to use man-machine interface prepared for Cockpit

The PLC control allows you to operate with sorting on stackers, automatic lane combination, integrated finishing line control from feeder end, variable speed, etc.

Remote control of folder from feeding takes place through separate panel or feeder panel. The software is prepared for the state-of-the-art Management Information System Cockpit and JENassist remote service via VPN connection.

As a standard feature in the software program, all production statistics data are easily exported to export to an Excel spread sheet through a USB port positioned in front of the operating panel.

### Detailed information per customer/article or up to 99 categories, informing:

- production per lane
- drop and sorting (repair/rewash)

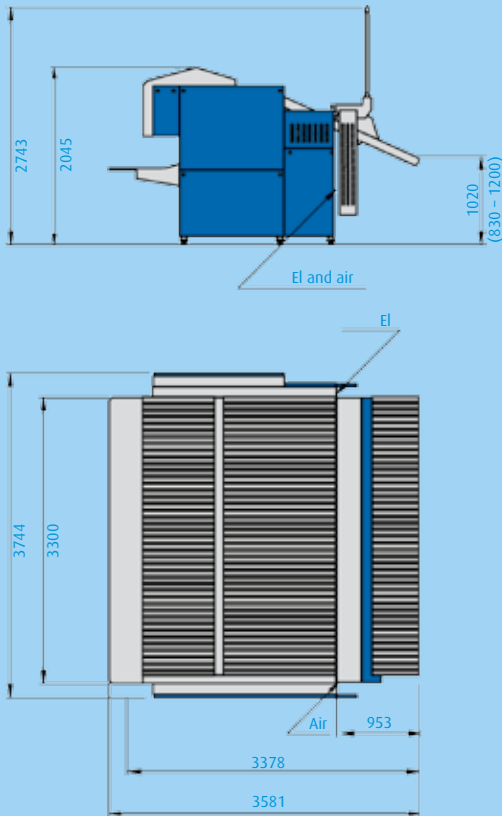
You get above information for each recipe in total and for all recipes in total, and you can get historical totals differentiated on:

- per day
- per recipe
- per day/recipe/batch

Customer/Article (set by flag) enables you to differentiate history further on:

- per day
- per day/Customer
- per day/Customer/Article
- per day/Customer/Article/Batch
- in total for each

Example of typical layout. All measures are stated in mm.  
 JENSEN shall be pleased to provide you with other models if required.  
 Please contact your local JENSEN supplier.



### Additional features and options

- Jentrol HMI PLC control and operating panel with touch-screen and digital counters
- Toothed belt drives (no chains)
- Automatic lane combinations
- Automatic bypass of twisted and badly fed linen
- Automatic 1 or 2 lateral folds
- Automatic 2 or 3 lateral folds
- Jam alarm in lateral fold section for small-pieces
- Jam alarm in lateral fold and cross fold section for large pieces
- Brushes at 1st crossfold in 1-lane operation
- Automatic 1 or 2 cross folds
- Automatic 2 or 3 cross folds
- Bypass of small-pieces through the machine, e.g. to a small-pieces stacker or to rear table.

### Working width and speed

- Working width from 3000 to 4200 mm.
- Min. folding speed: 14 m/min.
- Max. folding speed 55 m/min.

### Installation

JENSEN is pleased to assist you in planning your laundry by providing excellent advice, layouts and technical data. Authorised JENSEN distributors or JENSEN engineers should carry out the installation to ensure that it is performed correctly.

### Service

In addition, JENSEN provides an extraordinary after-sales service through a worldwide network of highly qualified Sales and Service Centres and distributors, all with their own maintenance and spare parts services.

### Call us...

JENSEN provides a complete range of heavy-duty equipment for the laundry industry, delivered and installed according to your specifications. Please do not hesitate to contact us for further advice and information, or visit

[www.jensen-group.com](http://www.jensen-group.com)

### Local contact

[www.jensen-group.com](http://www.jensen-group.com)

Explore our equipment on **YouTube**  
[www.youtube.com/jensengroupcom](http://www.youtube.com/jensengroupcom)